

Things to do:

Make a track trap




How would you like to find out which mammals are using your garden or local patch at night.

Well now you can find out, by setting a track trap!

Instructions

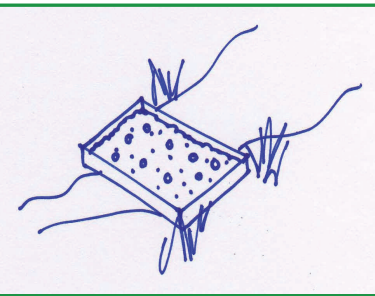
Step 1 - Fill a tray with fine mud or sand.



Step 2 - Sprinkle peanuts or raisins on top.

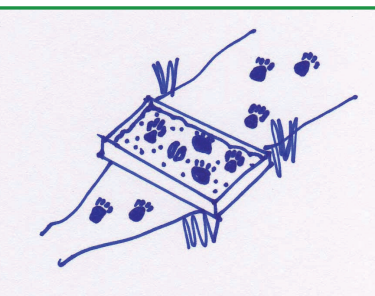


Step 3 - Place tray in your garden or path.



Step 4 - Leave out for a few nights.

Step 5 - Examine the paw prints to find out which mammals are using your garden!



Track Trap Prints

